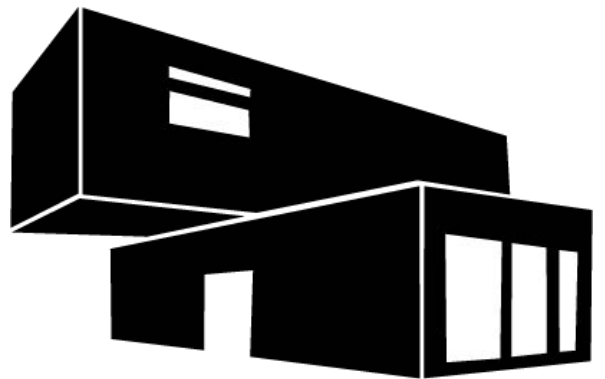




# CABINET CATALOG

Assembled



G10 DESIGN BUILD

# CONTENTS

<b>Assembled Features by Style</b> .....	<b>4</b>
<b>Category 1</b> .....	<b>5</b>
Augusta Ash .....	6
Augusta White .....	7
Concord White Shaker .....	8
<b>Category 2</b> .....	<b>9</b>
Celebration Ash .....	10
Celebration White .....	11
<b>Category 3</b> .....	<b>12</b>
Lexington Ash Shaker .....	13
Lexington Brownstone Shaker .....	14
Lexington Dark Shaker .....	15
Lexington Grey Shaker .....	16
Lexington Honey Shaker .....	17
Lexington White Shaker .....	18
<b>Category 4</b> .....	<b>19</b>
Ventura Cream White .....	20
<b>Category 5</b> .....	<b>21</b>
Hickory Shaker .....	22
Vermont Grey .....	23
<b>Category 6</b> .....	<b>24</b>
Portsmouth Chocolate .....	25
<b>Category 7</b> .....	<b>26</b>
Navy Grey Shaker .....	27
Winter White Shaker .....	28
<b>Category 8</b> .....	<b>29</b>
Minnesota Birch .....	30
<b>Category 9</b> .....	<b>31</b>
Norfolk White .....	32
<b>Category 10</b> .....	<b>33</b>
Ebony Shaker .....	34
<b>Category 11</b> .....	<b>35</b>
Nantucket Cream .....	36
<b>Assembled Cabinets Product Detail</b> .....	<b>37</b>
Notes .....	46

## DISCLAIMER

The information contained within this catalog and the functions offered are intended to provide information about products available for purchase from the creator of this catalog ("the Vendor"). All reasonable efforts have been made to ensure the accuracy of the information. However, the Vendor accepts no responsibility for errors, omissions or typos in the catalog. The vendor does not warrant the accuracy or completeness of the information

and reserves the right to make changes to the catalog and the information contained herein at any time without notice.

All measurements shown are best approximations. Variations between images and actual products occur and the Vendor recommends purchasing door samples before placing an order for cabinets, to ascertain cabinet color and door quality.

Except where otherwise noted or superseded by applicable law, the Vendor accepts no responsibility or liability for any losses or damages of any kind arising out of the use of this catalog or any purchase based solely on information contained herein. For the most up to date information, always refer to the information available on the Vendor's website.

## TERMS AND CONDITIONS OF USE

This catalog is offered on the basis of the terms and conditions stated on the Vendor's website. Use of this catalog confirms the user's acceptance of these same terms and conditions.



TURN THE HOUSE  
INTO A HOME

---

ASSEMBLED FEATURES BY STYLE	ASSEMBLED FEATURES BY STYLE																									
	Shaker Style Doors	Recessed Panel Doors	Raised Panel Doors	Solid Wood Door	Engineered Wood Door	Solid Wood w/ Engineered Center Door	Full Overlay	Partial Overlay	Framed Cabinets	Frameless Cabinets	Soft-Close Hinges	Concealed Hinges	6-Way Adjustable Hinges	Color Matched Interior	Natural Interior	Color Matched Exterior	Natural Exterior	Full Extension Drawers	Undermount Drawer Slides	Solid Wood Drawers	Plywood Drawers	Soft-Close Drawer Glides	Dovetail Drawers	Solid Plywood Box	Solid Wood Face Frame	Adjustable Shelves
Hickory Shaker (FAHS)	X			X			X	X	X	X	X	X		X		X	X	X	X	X		X	X	X	X	X
Minnesota Birch (FAMO)			X	X			X	X		*	X	X	X		X		X	X	X	X		X	X	X	X	X
Norfolk White (FANW)			X		X		X	X		X	X	X	X*		X		X	X	X	X		X	X	X	X	X
Portsmouth Chocolate (FAPC)			X	X			X	X		X	X	X	X*		X		X	X	X	X		X	X	X	X	X
Vermont Grey (FAVG)		X		X			X	X		X	X	X	X*		X		X	X	X	X		X	X	X	X	X
Nantucket Cream (FANC)			X		X		X	X		*	X	X	X		X		X		X	X		*	X	X	X	X
Navy Grey Shaker (FANG)	X			X			X	X		X	X	X	X*		X		X	X	X	X		X	X	X	X	X
Winter White Shaker (FAWW)	X			X			X	X		X	X	X	X*		X		X	X	X	X		X	X	X	X	X
Ebony Shaker (FAES)	X			X			X	X		*	X	X		X	X		X		X	X		*		X	X	X
Lexington White Shaker (WLW)	X				X	X		X		X	X	X	X		X		X	X	X	X		X	X	X	X	X
Lexington Grey Shaker (WLG)	X				X	X		X		X	X	X		X	X		X	X	X	X		X	X	X	X	X
Lexington Ash Shaker (WLA)	X				X	X		X		X	X	X		X	X		X	X	X	X		X	X	X	X	X
Lexington Honey Shaker (WLH)	X				X	X		X		X	X	X		X	X		X	X	X	X		X	X	X	X	X
Lexington Dark Shaker (WLD)	X				X	X		X		X	X	X		X	X		X	X	X	X		X	X	X	X	X
Lexington Brownstone Shaker (WLB)	X				X	X		X		X	X	X		X	X		X	X	X	X		X	X	X	X	X
Concord White Shaker (WCW)	X				X	X		X		X	X	X	X		X		X	X	X	X		X	X	X	X	X
Ventura Cream White (WVC)		X			X	X		X		X	X	X		X	X		X	X	X	X		X	X	X	X	X
Augusta White (WAW)		X			X	X		X		X	X	X	X		X		X	X	X	X		X	X	X	X	X
Augusta Ash (WAA)	X				X	X		X		X	X	X		X	X		X	X	X	X		X	X	X	X	X
Celebration White (WCL)	X				X	X		X		X	X	X	X		X		X	X	X	X		X	X	X	X	X
Celebration Ash (WCA)	X				X	X		X		X	X	X		X	X		X	X	X	X		X	X	X	X	X

X\* = Color Matched. Natural Drawers; \* = Available as add on

CATEGORY 1





# AUGUSTA ASH

WAA

Category 1



## MATERIALS

<b>Door</b>	<b>Cabinet Face Frame</b>
Solid Maple Frame	Solid Maple Face Frame
<b>Door Panel</b>	<b>Overlay</b>
MDF	Full Overlay

## FEATURES

### Drawer Construction



- Solid Maple
- Soft Close
- Dovetail

### Hinges



- 6-way Adjustable
- Concealed
- Soft Close

### Box Construction



- Maple Plywood
- Natural Maple Interior
- Color Matched Exterior

## DETAILS

### Drawers

- 5/8" Solid Maple
- Undermount Full Extension

### Shelves

- 3/4" Adjustable Maple Plywood Shelves w/ Bull Nosed, foil covered front edge
- Fully Adjustable in Wall and Base Cabinets
- 1/2 Depth In Base

### Box construction

1/2" Maple Plywood

### Front frame

3/4" x 1-1/2" Solid Maple

### Door stiles

3"

### Assembly

Delivered Fully Assembled



# AUGUSTA WHITE

WAW

Category 1



## MATERIALS

<b>Door</b>	<b>Cabinet Face Frame</b>
HDF Frame	Solid Maple Face Frame
<b>Door Panel</b>	<b>Overlay</b>
MDF	Full Overlay

## FEATURES

### Drawer Construction



- Solid Maple
- Soft Close
- Dovetail

### Hinges



- 6-way Adjustable
- Concealed
- Soft Close

### Box Construction



- Maple Plywood
- Color Matched Interior
- Color Matched Exterior

## DETAILS

### Drawers

- 5/8" Solid Maple
- Undermount Full Extension

### Shelves

- 3/4" Adjustable Maple Plywood Shelves w/ Bull Nosed, foil covered front edge
- Fully Adjustable in Wall and Base Cabinets
- 1/2 Depth In Base

### Box construction

1/2" Maple Plywood

### Front frame

3/4" x 1-1/2" Solid Maple

### Door stiles

3"

### Assembly

Delivered Fully Assembled





# CONCORD WHITE SHAKER

WCW

Category 1



## MATERIALS

### Door

HDF Frame

### Door Panel

MDF

### Cabinet Face Frame

Solid Maple Face Frame

### Overlay

Full Overlay

## FEATURES

### Drawer Construction



- Solid Maple
- Soft Close
- Dovetail

### Hinges



- 6-way Adjustable
- Concealed
- Soft Close

### Box Construction



- Maple Plywood
- Color Matched Interior
- Color Matched Exterior

## DETAILS

### Drawers

- 5/8" Solid Maple
- Undermount Full Extension

### Shelves

- 3/4" Adjustable Maple Plywood Shelves w/ Bull Nosed, foil covered front edge
- Fully Adjustable in Wall and Base Cabinets
- 1/2 Depth In Base

### Box construction

1/2" Maple Plywood

### Front frame

3/4" x 1-1/2" Solid Maple

### Door stiles

3"

### Assembly

Delivered Fully Assembled



CATEGORY 2



# CELEBRATION ASH

WCA

Category 2



## MATERIALS

### Door

Solid Maple Frame

### Door Panel

MDF

### Cabinet Face Frame

Solid Maple Face Frame

### Overlay

Full Overlay

## FEATURES

### Drawer Construction



- Solid Maple
- Soft Close
- Dovetail

### Hinges



- 6-way Adjustable
- Concealed
- Soft Close

### Box Construction



- Maple Plywood
- Natural Maple Interior
- Color Matched Exterior

## DETAILS

### Drawers

- 5/8" Solid Maple
- Undermount Full Extension

### Shelves

- 3/4" Adjustable Maple Plywood Shelves w/ Bull Nosed, foil covered front edge
- Fully Adjustable in Wall and Base Cabinets
- 1/2 Depth In Base

### Box construction

1/2" Maple Plywood

### Front frame

3/4" x 1-1/2" Solid Maple

### Door stiles

3"

### Assembly

Delivered Fully Assembled



## CELEBRATION WHITE

WCL

Category 2



### MATERIALS

<b>Door</b>	<b>Cabinet Face Frame</b>
HDF Frame	Solid Maple Face Frame
<b>Door Panel</b>	<b>Overlay</b>
MDF	Full Overlay

### FEATURES

#### Drawer Construction



- Solid Maple
- Soft Close
- Dovetail

#### Hinges



- 6-way Adjustable
- Concealed
- Soft Close

#### Box Construction



- Maple Plywood
- Color Matched Interior
- Color Matched Exterior

### DETAILS

#### Drawers

- 5/8" Solid Maple
- Undermount Full Extension

#### Shelves

- 3/4" Adjustable Maple Plywood Shelves w/ Bull Nosed, foil covered front edge
- Fully Adjustable in Wall and Base Cabinets
- 1/2 Depth In Base

#### Box construction

1/2" Maple Plywood

#### Front frame

3/4" x 1-1/2" Solid Maple

#### Door stiles

3"

#### Assembly

Delivered Fully Assembled



CATEGORY 3



# LEXINGTON ASH SHAKER

WLA

Category 3



## MATERIALS

<b>Door</b>	<b>Cabinet Face Frame</b>
Solid Maple Frame	Solid Maple Face Frame
<b>Door Panel</b>	<b>Overlay</b>
MDF	Full Overlay

## FEATURES

### Drawer Construction



- Solid Maple
- Soft Close
- Dovetail

### Hinges



- 6-way Adjustable
- Concealed
- Soft Close

### Box Construction



- Maple Plywood
- Natural Maple Interior
- Color Matched Exterior

## DETAILS

### Drawers

- 5/8" Solid Maple
- Undermount Full Extension

### Shelves

- 3/4" Adjustable Maple Plywood Shelves w/ Bull Nosed, foil covered front edge
- Fully Adjustable in Wall and Base Cabinets
- 1/2 Depth In Base

### Box construction

1/2" Maple Plywood

### Front frame

3/4" x 1-1/2" Solid Maple

### Door stiles

3"

### Assembly

Delivered Fully Assembled



# LEXINGTON BROWNSTONE SHAKER

WLB

Category 3



## MATERIALS

<b>Door</b>	<b>Cabinet Face Frame</b>
Solid Maple Frame	Solid Maple Face Frame
<b>Door Panel</b>	<b>Overlay</b>
MDF	Full Overlay

## FEATURES

### Drawer Construction



- Solid Maple
- Soft Close
- Dovetail

### Hinges



- 6-way Adjustable
- Concealed
- Soft Close

### Box Construction



- Maple Plywood
- Natural Maple Interior
- Color Matched Exterior

## DETAILS

### Drawers

- 5/8" Solid Maple
- Undermount Full Extension

### Shelves

- 3/4" Adjustable Maple Plywood Shelves w/ Bull Nosed, foil covered front edge
- Fully Adjustable in Wall and Base Cabinets
- 1/2 Depth In Base

### Box construction

1/2" Maple Plywood

### Front frame

3/4" x 1-1/2" Solid Maple

### Door stiles

3"

### Assembly

Delivered Fully Assembled





# LEXINGTON DARK SHAKER

WLD      Category 3



## MATERIALS

<b>Door</b>	<b>Cabinet Face Frame</b>
Solid Maple Frame	Solid Maple Face Frame
<b>Door Panel</b>	<b>Overlay</b>
MDF	Full Overlay

## FEATURES

Drawer Construction	Hinges	Box Construction
 <ul style="list-style-type: none"> <li>• Solid Maple</li> <li>• Soft Close</li> <li>• Dovetail</li> </ul>	 <ul style="list-style-type: none"> <li>• 6-way Adjustable</li> <li>• Concealed</li> <li>• Soft Close</li> </ul>	 <ul style="list-style-type: none"> <li>• Maple Plywood</li> <li>• Natural Maple Interior</li> <li>• Color Matched Exterior</li> </ul>

## DETAILS

<b>Drawers</b>	<b>Box construction</b>
<ul style="list-style-type: none"> <li>• 5/8" Solid Maple</li> <li>• Undermount Full Extension</li> </ul>	1/2" Maple Plywood
<b>Shelves</b>	<b>Front frame</b>
<ul style="list-style-type: none"> <li>• 3/4" Adjustable Maple Plywood Shelves w/ Bull Nosed, foil covered front edge</li> <li>• Fully Adjustable in Wall and Base Cabinets</li> <li>• 1/2 Depth In Base</li> </ul>	3/4" x 1-1/2" Solid Maple
	<b>Door stiles</b>
	2-3/4"
	<b>Assembly</b>
	Delivered Fully Assembled



# LEXINGTON GREY SHAKER

WLG

Category 3



## MATERIALS

<b>Door</b>	<b>Cabinet Face Frame</b>
HDF Frame	Solid Maple Face Frame
<b>Door Panel</b>	<b>Overlay</b>
MDF	Full Overlay

## FEATURES

### Drawer Construction



- Solid Maple
- Soft Close
- Dovetail

### Hinges



- 6-way Adjustable
- Concealed
- Soft Close

### Box Construction



- Maple Plywood
- Natural Maple Interior
- Color Matched Exterior

## DETAILS

### Drawers

- 5/8" Solid Maple
- Undermount Full Extension

### Shelves

- 3/4" Adjustable Maple Plywood Shelves w/ Bull Nosed, foil covered front edge
- Fully Adjustable in Wall and Base Cabinets
- 1/2 Depth In Base

### Box construction

1/2" Maple Plywood

### Front frame

3/4" x 1-1/2" Solid Maple

### Door stiles

3"

### Assembly

Delivered Fully Assembled





# LEXINGTON HONEY SHAKER

WLH

Category 3



## MATERIALS

### Door

Solid Maple Frame

### Door Panel

MDF

### Cabinet Face Frame

Solid Maple Face Frame

### Overlay

Full Overlay

## FEATURES

### Drawer Construction



- Solid Maple
- Soft Close
- Dovetail

### Hinges



- 6-way Adjustable
- Concealed
- Soft Close

### Box Construction



- Maple Plywood
- Natural Maple Interior
- Color Matched Exterior

## DETAILS

### Drawers

- 5/8" Solid Maple
- Undermount Full Extension

### Shelves

- 3/4" Adjustable Maple Plywood Shelves w/ Bull Nosed, foil covered front edge
- Fully Adjustable in Wall and Base Cabinets
- 1/2 Depth In Base

### Box construction

1/2" Maple Plywood

### Front frame

3/4" x 1-1/2" Solid Maple

### Door stiles

3"

### Assembly

Delivered Fully Assembled





# LEXINGTON WHITE SHAKER

WLW

Category 3



## MATERIALS

<b>Door</b>	<b>Cabinet Face Frame</b>
HDF Frame	Solid Maple Face Frame
<b>Door Panel</b>	<b>Overlay</b>
MDF	Full Overlay

## FEATURES

### Drawer Construction



- Solid Maple
- Soft Close
- Dovetail

### Hinges



- 6-way Adjustable
- Concealed
- Soft Close

### Box Construction



- Maple Plywood
- Color Matched Interior
- Color Matched Exterior

## DETAILS

### Drawers

- 5/8" Solid Maple
- Undermount Full Extension

### Shelves

- 3/4" Adjustable Maple Plywood Shelves w/ Bull Nosed, foil covered front edge
- Fully Adjustable in Wall and Base Cabinets
- 1/2 Depth In Base

### Box construction

1/2" Maple Plywood

### Front frame

3/4" x 1-1/2" Solid Maple

### Door stiles

2-1/4"

### Assembly

Delivered Fully Assembled

CATEGORY 4



# VENTURA CREAM WHITE

WVC

Category 4



## MATERIALS

<b>Door</b>	<b>Cabinet Face Frame</b>
Solid Maple Frame	Solid Maple Face Frame
<b>Door Panel</b>	<b>Overlay</b>
MDF	Full Overlay

## FEATURES

### Drawer Construction



- Solid Maple
- Soft Close
- Dovetail

### Hinges



- 6-way Adjustable
- Concealed
- Soft Close

### Box Construction



- Maple Plywood
- Natural Maple Interior
- Color Matched Exterior

## DETAILS

### Drawers

- 5/8" Solid Maple
- Undermount Full Extension

### Shelves

- 3/4" Adjustable Maple Plywood Shelves w/ Bull Nosed, foil covered front edge
- Fully Adjustable in Wall and Base Cabinets
- 1/2 Depth In Base

### Box construction

1/2" Maple Plywood

### Front frame

3/4" x 1-1/2" Solid Maple

### Door stiles

2-1/4"

### Assembly

Delivered Fully Assembled



CATEGORY 5



# HICKORY SHAKER

FAHS

Category 5



## MATERIALS

<b>Door</b>	Cabinet Face Frame
5 Piece Solid Hickory	Solid Hickory Face Frame
<b>Door Panel</b>	Overlay
Solid Hickory	Full Overlay

## FEATURES

### Drawer Construction



- Solid Hickory
- Soft Close
- Dovetail

### Hinges



- 6-way Adjustable
- Concealed
- Soft Close

### Box Construction



- Hickory Plywood
- Natural Hickory Interior
- Hickory Exterior

## DETAILS

### Drawers

- 3/4" Hickory
- Undermount Full Extension

### Shelves

- 3/4" Adjustable Maple/Birch Plywood Shelves
- Fully Adjustable in Wall and Base Cabinets
- 1/2 Depth In Base

### Box construction

1/2" Hickory Plywood

### Front frame

3/4" x 1-1/2" Solid Hickory

### Door stiles

3"

### Assembly

Delivered Fully Assembled





# VERMONT GREY

FAVG

Category 5



## MATERIALS

<b>Door</b>	<b>Cabinet Face Frame</b>
5 Piece Solid Maple	Solid Maple Face Frame
<b>Door Panel</b>	<b>Overlay</b>
Solid Maple	Full Overlay

## FEATURES

### Drawer Construction



- Solid Birch
- Soft Close
- Dovetail

### Hinges



- 6-way Adjustable
- Concealed
- Soft Close

### Box Construction



- Maple/Birch Plywood
- Color Matched Interior (Natural Drawers)
- Color Matched Exterior

## DETAILS

<b>Drawers</b>	<b>Box construction</b>
<ul style="list-style-type: none"> <li>• 3/4" Solid Birch</li> <li>• Undermount Full Extension</li> </ul>	1/2" Maple/Birch Plywood
<b>Shelves</b>	<b>Front frame</b>
<ul style="list-style-type: none"> <li>• 3/4" Adjustable Maple/Birch Plywood Shelves</li> <li>• Fully Adjustable in Wall and Base Cabinets</li> <li>• 1/2 Depth In Base</li> </ul>	3/4" x 1-1/2" Solid Maple
	<b>Door stiles</b>
	3"
	<b>Assembly</b>
	Delivered Fully Assembled



CATEGORY 6



# PORTSMOUTH CHOCOLATE

FAPC

Category 6



## MATERIALS

<b>Door</b>	<b>Cabinet Face Frame</b>
5 Piece Solid Maple	Solid Maple Face Frame
<b>Door Panel</b>	<b>Overlay</b>
Solid Maple	Full Overlay

## FEATURES

### Drawer Construction



- Solid Birch
- Soft Close
- Dovetail

### Hinges



- 6-way Adjustable
- Concealed
- Soft Close

### Box Construction



- Maple/Birch Plywood
- Color Matched Interior (Natural Drawers)
- Color Matched Exterior

## DETAILS

### Drawers

- 3/4" Solid Birch
- Undermount Full Extension

### Shelves

- 3/4" Adjustable Maple/Birch Plywood Shelves
- Fully Adjustable in Wall and Base Cabinets
- 1/2 Depth In Base

### Box construction

1/2" Maple/Birch Plywood

### Front frame

3/4" x 1-1/2" Solid Maple

### Door stiles

3"

### Assembly

Delivered Fully Assembled

CATEGORY 7





# NAVY GREY SHAKER

FANG

Category 7



## MATERIALS

### Door

5 Piece HDF

### Door Panel

HDF

### Cabinet Face Frame

Solid Maple Face Frame

### Overlay

Full Overlay

## FEATURES

### Drawer Construction



- Solid Birch
- Soft Close
- Dovetail

### Hinges



- 6-way Adjustable
- Concealed
- Soft Close

### Box Construction



- Maple/Birch Plywood
- Color Matched Interior (Natural Drawers)
- Color Matched Exterior

## DETAILS

### Drawers

- 3/4" Solid Birch
- Undermount Full Extension

### Shelves

- 3/4" Adjustable Maple/Birch Plywood Shelves
- Fully Adjustable in Wall and Base Cabinets
- 1/2 Depth In Base

### Box construction

1/2" Maple/Birch Plywood

### Front frame

3/4" x 1-1/2" Solid Maple

### Door stiles

3"

### Assembly

Delivered Fully Assembled



# WINTER WHITE SHAKER

FAWW Category 7



## MATERIALS

<b>Door</b>	<b>Cabinet Face Frame</b>
5 Piece HDF	Solid Maple Face Frame
<b>Door Panel</b>	<b>Overlay</b>
HDF	Full Overlay

## FEATURES

Drawer Construction	Hinges	Box Construction
 <ul style="list-style-type: none"> <li>• Solid Birch</li> <li>• Soft Close</li> <li>• Dovetail</li> </ul>	 <ul style="list-style-type: none"> <li>• 6-way Adjustable</li> <li>• Concealed</li> <li>• Soft Close</li> </ul>	 <ul style="list-style-type: none"> <li>• Maple/Birch Plywood</li> <li>• Color Matched Interior (Natural Drawers)</li> <li>• Color Matched Exterior</li> </ul>

## DETAILS

<b>Drawers</b>	<b>Box construction</b>
<ul style="list-style-type: none"> <li>• 3/4" Solid Birch</li> <li>• Undermount Full Extension</li> </ul>	1/2" Maple/Birch Plywood
<b>Shelves</b>	<b>Front frame</b>
<ul style="list-style-type: none"> <li>• 3/4" Adjustable Maple/Birch Plywood Shelves</li> <li>• Fully Adjustable in Wall and Base Cabinets</li> <li>• 1/2 Depth In Base</li> </ul>	3/4" x 1-1/2" Solid Maple
	<b>Door stiles</b>
	3"
	<b>Assembly</b>
	Delivered Fully Assembled

CATEGORY 8





# MINNESOTA BIRCH

FAMO

Category 8



## MATERIALS

<b>Door</b>	<b>Cabinet Face Frame</b>
5 Piece Solid Maple	Solid Maple Face Frame
<b>Door Panel</b>	<b>Overlay</b>
Solid Maple	Partial Overlay

## FEATURES

### Drawer Construction



- Solid Birch
- Soft Close
- Dovetail

### Hinges



- 6-way Adjustable
- Concealed
- (Soft Close Add-On)

### Box Construction



- Maple/Birch Plywood
- Color Matched Interior
- Color Matched Exterior

## DETAILS

### Drawers

- 3/4" Solid Birch
- Undermount Full Extension

### Shelves

- 3/4" Adjustable Maple/Birch Plywood Shelves
- Fully Adjustable in Wall and Base Cabinets
- 1/2 Depth In Base

### Box construction

1/2" Maple/Birch Plywood

### Front frame

3/4" x 1-1/2" Solid Maple

### Door stiles

3"

### Assembly

Delivered Fully Assembled

CATEGORY 9



## NORFOLK WHITE

FANW

Category 9



### MATERIALS

#### Door

5 Piece HDF

#### Door Panel

HDF

#### Cabinet Face Frame

Solid Maple Face Frame

#### Overlay

Full Overlay

### FEATURES

#### Drawer Construction



- Solid Birch
- Soft Close
- Dovetail

#### Hinges



- 6-way Adjustable
- Concealed
- Soft Close

#### Box Construction



- Maple/Birch Plywood
- Color Matched Interior (Natural Drawers)
- Color Matched Exterior

### DETAILS

#### Drawers

- 3/4" Solid Birch
- Undermount Full Extension

#### Shelves

- 3/4" Adjustable Maple/Birch Plywood Shelves
- Fully Adjustable in Wall and Base Cabinets
- 1/2 Depth In Base

#### Box construction

1/2" Maple/Birch Plywood

#### Front frame

3/4" x 1-1/2" Solid Maple

#### Door stiles

3"

#### Assembly

Delivered Fully Assembled



CATEGORY 10



# EBONY SHAKER

FAES

Category 10



## MATERIALS

<b>Door</b>	<b>Cabinet Face Frame</b>
5 Piece Solid Maple	Solid Maple Face Frame
<b>Door Panel</b>	<b>Overlay</b>
Solid Maple	Partial Overlay

## FEATURES

### Drawer Construction



- Maple/Birch Plywood

### Hinges



- 6-way Adjustable
- Concealed
- (Soft Close Add-On)

### Box Construction



- Maple/Birch Plywood
- Maple/Birch Interior
- Color Matched Exterior

## DETAILS

<b>Drawers</b>	<b>Box construction</b>
<ul style="list-style-type: none"> <li>• 1/2" Maple/Birch</li> <li>• Side Mount Epoxy Glides</li> </ul>	1/2" Maple/Birch Plywood
<b>Shelves</b>	<b>Front frame</b>
<ul style="list-style-type: none"> <li>• 3/4" Adjustable Maple/Birch Plywood Shelves</li> <li>• Fully Adjustable in Wall and Base Cabinets</li> <li>• 1/2 Depth In Base</li> </ul>	3/4" x 1-1/2" Solid Maple
	<b>Door stiles</b>
	2-1/4"
	<b>Assembly</b>
	Delivered Fully Assembled

CATEGORY 11






# NANTUCKET CREAM

FANC

Category 11



## MATERIALS

<b>Door</b>	<b>Cabinet Face Frame</b>
5 Piece HDF	Solid Maple Face Frame
<b>Door Panel</b>	<b>Overlay</b>
HDF	Partial Overlay

## FEATURES

### Drawer Construction



- Solid Birch
- Dovetail

### Hinges



- 6-way Adjustable
- Concealed
- (Soft Close Add-On)

### Box Construction



- Maple/Birch Plywood
- Color Matched Interior
- Color Matched Exterior

## DETAILS

### Drawers

- 3/4" Solid Birch
- Side Mount Roller Bearing

### Shelves

- 3/4" Adjustable Maple/Birch Plywood Shelves
- Fully Adjustable in Wall and Base Cabinets
- 1/2 Depth In Base

### Box construction

1/2" Maple/Birch Plywood

### Front frame

3/4" x 1-1/2" Solid Maple

### Door stiles

3"


### Assembly

Delivered Fully Assembled




PRODUCT  
DETAILS  
**ASSEMBLED**

# PRODUCT AVAILABILITY


SKU		CATEGORY											
		1	2	3	4	5	6	7	8	9	10	11	
SAMPLE DOOR		X	X	X	X	X	X	X	X	X	X	X	
B09	BASE CABINETS										X		
B09FH		X	X	X	X								
B12		X	X	X	X	X	X	X	X	X	X	X	X
B15		X	X	X	X	X	X	X	X	X	X	X	X
B18		X	X	X	X	X	X	X	X	X	X	X	X
B21		X	X	X	X	X	X	X	X	X	X	X	X
B24						X	X	X	X	X	X	X	X
B24DD		X	X	X	X								
B27		X	X	X	X	X	X	X	X	X	X	X	X
B30		X	X	X	X	X	X	X	X	X	X	X	X
B33		X	X	X	X	X	X	X	X	X	X	X	X
B36		X	X	X	X	X	X	X	X	X	X	X	X
B39		X	X	X	X	X	X	X	X	X	X		X
B42		X	X	X	X	X	X	X	X	X	X		X
B48						X	X	X	X	X	X		X
BMC27						X		X			X		X
BMC30						X		X			X		X
BMW30		X		X	X								
BSD6						X	X	X	X	X	X	X	X
BWB18		X		X	X								
TB09						X	X	X	X	X	X	X	X
DB12		BASE DRAWER CABINETS	X	X	X	X	X	X	X	X	X	X	X
DB15			X	X	X	X	X	X	X	X	X	X	X
DB18			X	X	X	X	X	X	X	X	X	X	X
DB21	X		X	X	X	X	X	X	X	X	X	X	
DB24	X		X	X	X	X	X	X	X	X	X	X	
DB30	X		X	X	X	X	X	X	X	X	X	X	
DB36	X		X	X	X	X	X	X	X	X	X	X	
AG2418	BASE CORNER CABINETS					X	X	X	X	X		X	
BER33		X	X	X	X								
BER36		X	X	X	X								
CDB36					X	X	X	X	X			X	
BA24	BASE END CABINETS					X	X	X	X	X		X	
BEC12L		X	X	X	X								
BEC12R		X	X	X	X								
BBC36	BLIND BASE CABINETS					X	X	X	X	X	X	X	
BC36		X	X	X	X								
BC42		X	X	X	X								
BC48		X	X	X	X								
LS3312	LAZY SUSANS					X	X	X	X	X	X	X	
LS36		X	X	X	X								
LS3612						X	X	X	X	X	X	X	
SS36		X	X	X									
UCD30	DRAWERS					X	X	X	X	X		X	
UCD36						X	X	X	X	X		X	
DCSB36	SINK BASES					X	X	X	X	X		X	
FSB36		X		X	X	X	X	X	X	X	X	X	
SB24DD		X	X	X	X								
SB27		X	X	X	X								




# PRODUCT AVAILABILITY

SKU		CATEGORY										
		1	2	3	4	5	6	7	8	9	10	11
SB30	SINK BASES	X	X	X	X							
SB33		X	X	X	X	X	X	X	X	X	X	X
SB36		X	X	X	X	X	X	X	X	X	X	X
SB39		X	X	X	X							
SB42		X	X	X	X							
SCB36		X	X	X	X							
SCB36FF		X	X	X	X							
SCB42		X	X	X	X							
MW3030							X	X	X	X	X	
MW3036						X	X	X	X	X		X
MW3042						X	X	X	X	X		X
MWC3018		X		X	X							
RW3312		X		X	X							
RW3318		X		X	X							
RW3321		X		X	X							
RW3324		X		X	X							
RW3612		X	X	X	X							
RW3618		X	X	X	X							
RW3621		X		X	X							
RW3624		X	X	X	X							
RW3921		X		X	X							
RW3924		X		X	X							
W0930		X	X	X	X	X	X	X	X	X	X	X
W0936		X	X	X	X	X	X	X	X	X	X	X
W0942		X	X	X	X	X	X	X	X	X	X	X
W1212BG							X		X			X
W1212PG						X		X		X		
W1230		X	X	X	X	X	X	X	X	X	X	X
W1236		X	X	X	X	X	X	X	X	X	X	X
W1242		X	X	X	X	X	X	X	X	X	X	X
W1512BG							X		X			X
W1512PG						X		X		X		
W1530		X	X	X	X	X	X	X	X	X	X	X
W1536		X	X	X	X	X	X	X	X	X	X	X
W1542		X	X	X	X	X	X	X	X	X	X	X
W1812BG							X		X			X
W1812PG						X		X		X		
W1830		X	X	X	X	X	X	X	X	X	X	X
W1836		X	X	X	X	X	X	X	X	X	X	X
W1842		X	X	X	X	X	X	X	X	X	X	X
W2112BG							X		X			X
W2112PG						X		X		X		
W2124		X	X	X	X							
W2130		X	X	X	X	X	X	X	X	X	X	X
W2136		X	X	X	X	X	X	X	X	X	X	X
W2142		X	X	X	X	X	X	X	X	X	X	X
W2412BG							X		X			X
W2412PG						X		X		X		
W2415DD		X	X	X	X							
W2418DD		X	X	X	X							

# PRODUCT AVAILABILITY


SKU		CATEGORY										
		1	2	3	4	5	6	7	8	9	10	11
W2424DD	WALL CABINETS	X	X	X	X							
W2430						X	X	X	X	X	X	X
W2430DD		X	X	X	X							
W2436						X	X	X	X	X	X	X
W2436DD		X	X	X	X							
W2442						X	X	X	X	X	X	X
W2442DD		X	X	X	X							
W2712BG							X		X			X
W2712PG						X		X		X		
W2724		X	X	X	X							
W2730		X	X	X	X	X	X	X	X	X	X	X
W2736		X	X	X	X	X	X	X	X	X	X	X
W2742		X	X	X	X	X	X	X	X	X	X	X
W3012		X	X	X	X	X	X	X	X	X	X	X
W3012BG							X		X			X
W3012PG						X		X		X		
W3015		X	X	X	X	X	X	X	X	X	X	X
W3018		X	X	X	X	X	X	X	X	X	X	X
W3021						X	X	X	X	X	X	X
W3024		X	X	X	X	X	X	X	X	X	X	X
W3030		X	X	X	X	X	X	X	X	X	X	X
W3036		X	X	X	X	X	X	X	X	X	X	X
W3042		X	X	X	X	X	X	X	X	X	X	X
W3312		X	X	X	X	X	X	X	X	X		X
W3312BG							X		X			X
W3312PG						X		X		X		
W3315		X	X	X	X	X	X	X	X	X		X
W3318		X	X	X	X	X	X	X	X	X		X
W3321						X	X	X	X	X		X
W3324		X		X	X	X	X	X	X	X		X
W3330		X	X	X	X	X	X	X	X	X	X	X
W3336		X	X	X	X	X	X	X	X	X	X	X
W3342		X	X	X	X	X	X	X	X	X	X	X
W3612		X	X	X	X	X	X	X	X	X	X	X
W3612BG							X		X			X
W3612PG						X		X		X		
W3615		X	X	X	X	X	X	X	X	X	X	X
W3618		X	X	X	X	X	X	X	X	X	X	X
W3621						X	X	X	X	X	X	X
W3624		X	X	X	X	X	X	X	X	X	X	X
W3630		X	X	X	X	X	X	X	X	X	X	X
W3636		X	X	X	X	X	X	X	X	X	X	X
W3642		X	X	X	X	X	X	X	X	X	X	X
W3912		X	X	X	X							
W3918		X	X	X	X							
W3924	X	X	X	X								
W3930	X	X	X	X	X	X	X	X	X		X	
W3936					X	X	X	X	X		X	
W3942					X	X	X	X	X		X	
W4230	X	X	X	X	X	X	X	X	X		X	

# PRODUCT AVAILABILITY


SKU		CATEGORY											
		1	2	3	4	5	6	7	8	9	10	11	
W4236	WALL CABINETS	X	X	X	X	X	X	X	X	X		X	
W4242		X	X	X	X	X	X	X	X	X		X	
WMC1524		X	X	X	X								
WMD3030		X		X	X								
WMD3036		X		X	X								
WMD3042		X		X	X								
WR3315							X	X	X	X	X		X
WR3324							X	X	X	X	X		X
WR3612							X	X	X	X	X	X	X
WR3615							X	X	X	X	X		X
WR3618							X	X	X	X	X	X	X
WR3621							X	X	X	X	X		X
WR3624							X	X	X	X	X	X	X
WSC30							X	X	X	X	X		X
WCA1230		WALL CORNER CABINETS					X	X	X	X	X		X
WCA1236							X	X	X	X	X		X
WCA1242						X	X	X	X	X		X	
WDC2430	X		X	X	X	X	X	X	X	X	X	X	
WDC2436	X		X	X	X	X	X	X	X	X	X	X	
WDC2442	X		X	X	X	X	X	X	X	X	X	X	
WDC2736	X			X	X								
WDC2742	X			X	X								
WDC42BG							X		X				X
WDC42PG						X		X		X			
WER2430	X			X	X								
WER2436	X			X	X								
WER2442	X			X	X								
WBC2730	WALL BLIND CABINETS						X	X	X	X	X	X	X
WBC2736							X	X	X	X	X	X	X
WBC2742							X	X	X	X	X	X	X
WC2430		X	X	X	X								
WC3030		X	X	X	X								
WC3036		X	X	X	X								
WC3042		X	X	X	X								
WC4230		X	X	X	X								
V2121		VANITY CABINETS					X		X		X		X
V2421							X	X	X	X	X	X	X
V2421DL						X		X		X		X	
V2421DR						X		X		X		X	
V2721						X		X		X		X	
V3021						X	X	X	X	X	X	X	
V3021DL						X	X	X	X	X	X	X	
V3021DR						X	X	X	X	X	X	X	
V3621						X	X	X	X	X	X	X	
V3621DL						X	X	X	X	X	X	X	
V3621DR						X	X	X	X	X	X	X	
V4821DD						X	X	X	X	X	X	X	
V549RA	X		X	X	X								
V549ST	X		X	X	X								
V573ST	X		X	X	X								




# PRODUCT AVAILABILITY

SKU		CATEGORY										
		1	2	3	4	5	6	7	8	9	10	11
V6021DD	VANITY CABINETS					X	X	X	X	X		X
VA48						X	X	X	X	X	X	X
VB12		X	X	X	X							
VB15		X	X	X	X							
VB18		X	X	X	X							
VBL30		X	X	X	X							
VBL36		X	X	X	X							
VBL42		X	X	X	X							
VBR30		X	X	X	X							
VBR36		X	X	X	X							
VBR42		X	X	X	X							
VDB12		X	X	X	X							
VDB1221						X	X	X	X	X	X	X
VDB15		X	X	X	X							
VDB1521						X	X	X	X	X	X	X
VDB18		X	X	X	X							
VDB1821						X	X	X	X	X	X	X
VDB2121						X		X		X		X
VDB2421						X		X		X		X
VDT36		X	X	X	X							
VS24DD		X	X	X	X							
VS27		X	X	X	X							
VS30		X	X	X	X							
VS33		X	X	X	X							
VS36		X	X	X	X							
VS48		X	X	X	X							
VS60DB4		X	X	X	X							
VSDB36		X	X	X	X							
VSDB42		X	X	X	X							
VSDB48		X	X	X	X							
VSDB60						X		X		X		X
LCD188021		X		X	X							
U188424		X	X	X	X							
U189024	X	X	X	X								
U189624	X	X	X	X								
U248424	X	X	X	X								
U249024	X	X	X	X								
U249624	X	X	X	X								
UC1884					X	X	X	X	X	X	X	
UC1890					X	X	X	X	X	X	X	
UC1896					X	X	X	X	X	X	X	
UC2484					X	X	X	X	X	X	X	
UC2490					X	X	X	X	X	X	X	
UC2496					X	X	X	X	X	X	X	
OC338424	X		X	X								
OC339024	X		X	X								
OC339624	X		X	X								
OC339624DBL	X	X	X	X								
UOC3384					X	X	X	X	X	X	X	
UOC3390					X	X	X	X	X	X	X	

# PRODUCT AVAILABILITY


SKU		CATEGORY										
		1	2	3	4	5	6	7	8	9	10	11
UOC3396	OVEN CABINETS					X	X	X	X	X	X	X
BM8						X	X	X	X	X	X	X
CCROWN134		X	X	X	X							
DEC004						X		X		X		X
FB		X	X	X	X							
LCM8						X	X	X	X	X	X	X
LGCROWN4		X	X	X	X							
LRM8						X	X	X	X	X	X	X
LVC						X		X				
MBAT		X	X	X	X							
MICW		X	X	X	X							
MLR		X	X	X	X							
MOCW		X	X	X	X							
MQR		X	X	X	X							
MSW		X	X	X	X							
OCS8						X	X	X	X	X	X	X
REVCROWN		X	X	X	X							
ROPE8						X	X	X	X	X		X
SHM8						X	X	X	X	X	X	X
SLGCROWN4		X	X	X	X							
SM8						X	X	X	X	X	X	X
SMCROWN214		X	X	X	X							
SSMCROWN214		X	X	X	X							
STCROWN		X	X	X	X							
TK8	TOE KICK					X	X	X	X	X	X	X
TOEKICK		X	X	X	X							
TOEKICKADA		X	X	X	X							
BF3						X	X	X	X	X	X	X
BF6						X	X	X	X	X	X	X
BFF3						X	X	X	X	X		X
BFF6						X	X	X	X	X		X
F330		X	X	X	X							
F396		X	X	X	X							
F630		X	X	X	X							
F696		X	X	X	X							
FF330		X	X	X	X							
FF396		X	X	X	X							
TF396						X	X	X	X	X	X	X
TFF396						X	X	X	X	X		X
WF336		X	X	X	X							
WF342		X	X	X	X	X	X	X	X	X	X	X
WF396						X	X	X	X	X	X	X
WF636		X	X	X	X							
WF642		X	X	X	X	X	X	X	X	X	X	X
WFF342						X	X	X	X	X		X
WFF396						X	X	X	X	X		X
WFF642						X	X	X	X	X		X
3/4REFP24	PANELS	X	X	X	X							
3/4REFP30		X	X	X	X							
BEP3						X	X	X	X	X	X	X

# PRODUCT AVAILABILITY


SKU		CATEGORY										
		1	2	3	4	5	6	7	8	9	10	11
BP4896	PANELS	X	X	X	X							
BSKIN		X	X	X	X							
DEPB		X	X	X	X							
DEPVB		X	X	X	X							
DP1230						X	X	X	X	X	X	X
DP1236						X	X	X	X	X	X	X
DP1242						X	X	X	X	X	X	X
DP2430						X	X	X	X	X	X	X
DWEP30		X	X	X	X							
DWEP36		X	X	X	X							
DWEP42		X	X	X	X							
DWP1.5		X	X	X	X							
DWP3		X	X	X	X							
DWP6		X	X	X	X							
IS3696						X	X	X	X	X	X	X
P4836V		X	X	X	X							
P4896V		X	X	X	X							
REFP24		X	X	X	X							
REFP30		X	X	X	X							
REP9624						X	X	X	X	X	X	X
SPW						X	X	X	X	X	X	X
WEP1542						X	X	X	X	X		X
WS1542						X	X	X	X	X	X	X
WSKIN		X	X	X	X							
BARBRACKET		X	X	X	X							
CBLPN2						X	X	X	X	X		X
CBLPN3						X	X	X	X	X		X
BK1830		X	X	X	X							
BK2430	X	X	X	X								
FSHELF24	X	X	X	X								
FSHELF30	X	X	X	X								
FSHELF36	X	X	X	X								
OC3324SHELF	X	X	X	X								
U1824SHELF	X	X	X	X								
U1824SHELFKIT	X	X	X	X								
U2424SHELF	X	X	X	X								
U2424SHELFKIT	X	X	X	X								
POS12	X	X	X	X								
POS15	X	X	X	X								
POS18	X	X	X	X								
POS21	X	X	X	X								
POS24	X	X	X	X								
POS27	X	X	X	X								
POS30	X	X	X	X								
POS33	X	X	X	X								
POS36	X	X	X	X								
POSSC12	X	X	X	X								
POSSC15	X	X	X	X								
POSSC18	X	X	X	X								
POSSC21	X	X	X	X								
	PULL OUTS											



# PRODUCT AVAILABILITY

SKU		CATEGORY											
		1	2	3	4	5	6	7	8	9	10	11	
POSSC24	PULL OUTS	X	X	X	X								
POSSC27		X	X	X	X								
POSSC30		X	X	X	X								
POSSC33		X	X	X	X								
POSSC36		X	X	X	X								
ROINSTKIT		X	X	X	X								
ROT15						X	X	X	X	X		X	
ROT18						X	X	X	X	X	X	X	
ROT21						X	X	X	X	X		X	
ROT24						X	X	X	X	X		X	
ROT27						X	X	X	X	X		X	
ROT30						X	X	X	X	X	X	X	
ROT33						X	X	X	X	X		X	
ROT36						X	X	X	X	X		X	
BFOOT		FEET & LEGS	X	X	X	X							
SCDL							X		X		X		X
TFOOT	X		X	X	X								
LWR3015	WINE & PLATE RACKS					X	X	X	X	X	X	X	
PR30		X	X	X	X								
PR3015						X	X	X	X	X		X	
SGH						X	X	X	X	X		X	
WR30	X	X	X	X									
RHF30	RANGE HOODS					X	X	X	X	X		X	
RHF36						X	X	X	X	X		X	
RHF42												X	
PG1530	GLASS DOORS					X		X					
PG1536						X		X					
PG1542						X		X					
PG1830						X		X					
PG1836						X		X					
PG1842						X		X					
PG2130						X		X					
PG2136						X		X					
PG2142						X		X					
PG2430						X		X					
PG2436						X		X					
PG2442						X		X					
PG3030						X		X					
PG3036						X		X					
PG3042						X		X					
PG3630						X		X					
PG3636						X		X					
PG3642						X		X					
PGWDC30						X		X		X	X		
PGWDC36						X		X		X	X		
PGWDC42						X		X		X	X		
MD1530		MULLION DOORS						X	X	X			X
MD1536								X	X	X			X
MD1542								X	X	X			X
MD1830							X	X	X			X	

# PRODUCT AVAILABILITY

SKU		CATEGORY										
		1	2	3	4	5	6	7	8	9	10	11
MD1836	MULLION DOORS						X	X	X			X
MD1842							X	X	X			X
MD2130							X	X	X			X
MD2136							X	X	X			X
MD2142							X	X	X			X
MD2430							X	X	X			X
MD2436							X	X	X			X
MD2442							X	X	X			X
MD3030							X	X	X			X
MD3036							X	X	X			X
MD3042							X	X	X			X
MD3630							X	X	X			X
MD3636							X	X	X			X
MD3642							X	X	X			X
MDWDC30							X	X	X		X	X
MDWDC36							X	X	X		X	X
MDWDC42							X	X	X		X	X
TUK (Touch Up Kit)			X	X	X	X	X	X	X	X	X	X

## NOTES

### CATEGORY 5

LWR3015 .....PRICING VARIES BY STYLE

WSC30 .....PRICING VARIES BY STYLE